

# For a proper childhood



## Respireo **SOFT** Baby



## Respireo **SOFT** Child



- Children's faces are very different to adult faces. **The Respireo SOFT Pediatrics range (Baby and Child)** is not an adult range that has been scaled down to child size; it has been developed with paediatric experts in order to meet all the specific needs of little ones and their families.
- Respireo SOFT can be used with children *from birth until they are around six years old*.

### Specially for children

- Innovative design specifically created to suit children's bone structure and fragile skin
- Even support distribution
- Long-lasting comfort

### Extra-Comfortable

- Super smooth contact with the skin
- Open field vision
- Freedom of movement
- Allows for play and everyday activities

### Easy to use

- Simple to adjust, wear and clean
- Limited number of components making daily use and stock management easier
- Quick start guide  
Video and illustrations

## 5 points headgear

Evenly distributes support points across the head and ensures stability

**SOFT Baby: 3 sizes XXS, XS and S**

**SOFT Child: single size**

**NEW**

## SOFT Cushion

A very thin lip which provides air tightness with minimal skin contact.

**2 single sizes: 1 SOFT Baby and 1 SOFT Child**

**SOFT Baby** Attaches to the headgear using Velcro to guarantee infant safety and successful execution of the treatment

**Baby: 3 to 12 kg (approx. till 1 year)**

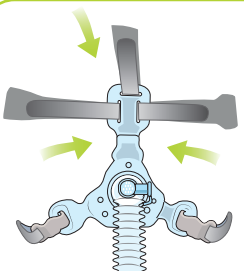


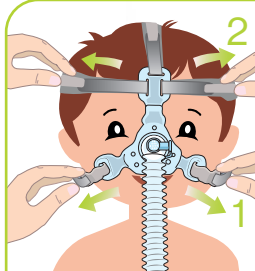

**SOFT Child** Hooks have been added to allow older children to use their masks without needing help and to maintain headgear settings

**Child: 1,5 to 6 years (approx. 10 to 20 kg)**

\*The ages/weight targets can vary according to the pathology, the face of the child etc.



## Quick Setup Guide

Assembly	Discovery	Installation	Settings	Use
 <p>Join the headgear to the mask by placing each of the three upper arms into the corresponding slots. Then connect the tube to the silicone mask.</p>	 <p>Just like you, a child might worry about having to wear a mask. Take the time to show him/her the mask and explain what it is for, reassure, and turn it into a game.</p>	 <p>Place the cushion on the child's nose and pass the headgear over the head. Then attach the hooks.</p>	 <p>Adjust the headgear settings, starting at the bottom and working upwards. Be careful not to make the headgear too tight. The cushion should not cover the mouth.</p>	 <p>The mask is ready to use. Connect the tube to the ventilation unit. If any leakages or support points appear during ventilation, make small adjustments to the headgear.</p>

**Note:** a specific guide exists for Respireo SOFT Baby

Codes	Designation	Seize
KM225300	Respireo SOFT Baby (manufacturer reference 472700*)	XS
KM225400	Respireo SOFT Baby (manufacturer reference 472703*)	S
KM227300	Respireo SOFT Baby Non Vented (manufacturer reference 472704*)	XS
KM227400	Respireo SOFT Baby Non Vented (manufacturer reference 472705*)	S
<b>NEW</b> KM229108	<b>Headgear Respireo SOFT Baby (manufacturer reference 472715*)</b>	<b>XXS</b>
KM225500	Headgear Respireo SOFT Baby (manufacturer reference 472701*)	XS
KM225600	Headgear Respireo SOFT Baby (manufacturer reference 472702*)	S
KM228900	Respireo SOFT Child (manufacturer reference 472711*)	One size
KM229000	Respireo SOFT Child (manufacturer reference 472712*)	One size
KM229100	Headgear Respireo SOFT Child (manufacturer reference 472714*)	One size

Respireo **SOFT**  
Baby

**NEW**

Respireo **SOFT**  
Child